



**ELL Virtual Learning**

# **Newcomer English**

**Tuesday, April 14, 2020**



Lesson: Tuesday, April 14, 2020

## Objectives

- 1. These lessons are to help students practice their English.***
- 2. Students will be expected to repeat and answer questions at home.***
- 3. Students should do one lesson a day.***

# Newcomer English

Presented to you by

Mrs. Lamas

Martes el 14 de abril

*¡Sí tu puedes!*



Daily Virtual Lessons  
Lecciones Virtuales



Open the link below. Listen, Repeat, and Answer.

Abre el enlace debajo. Escucha, Repite y Responde

Video





1. Each day you will have a video to watch.
2. The video will have a picture from our book.
3. You will hear my voice giving you directions to repeat and answer questions.
4. Some days, I will show you a workbook activity for us to do together.
5. There will also be links to vocabulary activities.



1. Cada día vas a mirar un video.
2. El video va a tener un foto de nuestro libro.
3. Tú vas a escuchar mi voz dando a ti direcciones para repetir y contestar preguntas.
4. Algunos días, voy a mostrar una página del libro de trabajo con actividades que nosotros vamos a hacer juntos.
5. También, va a estar enlaces para hacer actividades de vocabulario por el Internet.

# Objectives:

1. These lessons are to help students practice their English.
2. Students will be expected to repeat and answer questions at home.
3. Students should do one lesson a day.



# Objetivos:

1. Estas lecciones son para ayudar a los estudiantes a hablar inglés.
2. Se espera que los estudiantes repitan y respondan preguntas.
3. Los estudiantes necesitan completar una lección al día.



*Tuesday, April 14th*  
*Lesson 1/Lección Uno*  
*Martes, el 14 de abril*

Can Do Statements:

1. I can repeat and answer questions
2. I can show my understanding of vocabulary in context.

1. Yo puedo repetir y responder preguntas.
2. Yo puedo mostrar mi conocimiento de vocabulario en texto.

Warm-up/Calentamiento

Letter Sounds/Sonidos de las Letras

La semana pasada nosotros practicamos  
con las letras

Rr

Dd

Cc

Vv

Oo

Vamos a repasar otra vez con las letras



*Rr*



*Dd*




*Cc*





Vv



Oo





# Workbook Activity

We are now going to do an activity together.  
You will need a pencil and paper.

## Actividad del Libro de Trabajo

Vamos a hacer una actividad juntos.  
Necesitas un lápiz y papel.

## High Frequency Words

A.  Read each word aloud.  Then write it.

- |                |                |
|----------------|----------------|
| 1. like _____  | 4. and _____   |
| 2. these _____ | 5. good _____  |
| 3. don't _____ | 6. those _____ |

B.  Write the letters.

7. Which word has 3 letters?

  a  n  d  

8. Which words have an s?

\_\_\_\_\_

\_\_\_\_\_

9. Which word ends in t?

\_\_\_\_\_

10. Which words have 4 letters?

\_\_\_\_\_

\_\_\_\_\_

\_\_\_\_\_


11. Which word starts with l?

\_\_\_\_\_

12. Which words end in d?

\_\_\_\_\_

\_\_\_\_\_

C.  Write the missing word.

13. This soup is \_\_\_\_\_  
(good / these)

14. I \_\_\_\_\_ eat lunch  
(and / don't)  
in the cafeteria.

15. \_\_\_\_\_ are my friends.  
(Good / Those)

16. Give \_\_\_\_\_ bananas to  
(like / these)  
them.

17. Do you \_\_\_\_\_ pizza?  
(like / those)

18. I like pizza \_\_\_\_\_ tacos.  
(and / don't)

Answer Key:  
How did you do?  
Make corrections if you  
didn't get them right.

Clave de Respuestas:  
¿Cómo hiciste?

Haga correcciones.

¡Bien Hecho!

## High Frequency Words

A. Read each word aloud. Then write it.

1. like	<u>like</u>	4. and	<u>and</u>
2. these	<u>these</u>	5. good	<u>good</u>
3. don't	<u>don't</u>	6. those	<u>those</u>

B. Write the letters.

7. Which word has 3 letters?  
a n d

8. Which words have an s?  
t h o s e

9. Which word ends in t?  
d o n ' t

10. Which words have 4 letters?  
l i k e  
d o n ' t  
g o o d

11. Which word starts with l?  
l i k e

12. Which words end in d?  
a n d  
g o o d

C. Write the missing word.

13. This soup is good.  
(good / these)

14. I don't eat lunch  
(and / don't)  
in the cafeteria.

15. Those are my friends.  
(Good / Those)

16. Give these bananas to  
(like / these)  
them.

17. Do you like pizza?  
(like / those)

18. I like pizza and tacos.  
(and / don't)


☆  
 $\sqrt{123}$



☆ ¡Día Fantástico! ☆

STUDY  
HARD!

☆  
+ x ÷



☆ ¡Colorín Colorado esta lección se  
ha terminada!

☆ Hasta miércoles el 15 de abril.

